

Welcome to *CyberTarot*[™]

The topics listed below will help you get started...

[How does Tarot work?](#)

[Why *CyberTarot*?](#)

[Setting Up](#)

[Shuffling Cards](#)

[Viewing Individual Cards](#)

[How to Work with a Spread](#)

[Printing Interpretations](#)

[Manually Setting Up a Reading](#)

[Technical Information](#)

[Bibliography](#)

[Warranty Disclaimer](#)

[License Agreement](#)

[Software Registration](#)

***CyberTarot*[™]**

Copyright (c)1994 ***AxisMundi, Inc.***

Published by **SunStar Interactive, Inc.**

To Order Call: 800-660-4480

U.S. Games Systems, Inc.

Illustrations from the Rider-Waite Tarot Deck reproduced by permission of U.S. Games Systems, Inc., Stamford, CT 06902 USA. Copyright (c) 1971 by U.S. Games Systems, Inc. Further reproduction prohibited. Rider-Waite is a Registered Trademark of U.S. Games Systems, Inc.

License Agreement

This software and the disks on which it is contained is licensed to you, for your personal use. This is copyrighted software. You are not obtaining title to the software or any copyright rights. You may not sublicense, rent, lease, convey, modify, translate, convert to another programming language, decompile, or disassemble the software for any purpose. All written material included with CyberTarot is the property of AxisMundi and may not be reproduced or sold for any commercial purpose without prior written consent of AxisMundi. Printed output may be used for personal use only.

You may make one copy of this software solely for backup purposes. You may use this software on more than one computer, provided it will not be used simultaneously on more than one computer.

Warranty Disclaimer

AXISMUNDI DISCLAIMS ALL WARRANTIES RELATING TO THIS SOFTWARE, WHETHER EXPRESS OR IMPLIED, INCLUDING BUT NOT LIMITED TO ANY IMPLIED WARRANTIES OF MERCHANTABILITY AND FITNESS FOR A PARTICULAR PURPOSE, AND ALL SUCH WARRANTIES ARE EXPRESSLY AND SPECIFICALLY DISCLAIMED. NEITHER AXISMUNDI NOR ANYONE ELSE WHO HAS BEEN INVOLVED IN THE CREATION, PRODUCTION, OR DELIVERY OF THIS SOFTWARE SHALL BE LIABLE FOR ANY INDIRECT, CONSEQUENTIAL, OR INCIDENTAL DAMAGES ARISING OUT OF THE USE OR INABILITY TO USE SUCH SOFTWARE EVEN IF AXISMUNDI HAS BEEN ADVISED OF THE POSSIBILITY OF SUCH DAMAGES OR CLAIMS. IN NO EVENT SHALL AXISMUNDI'S LIABILITY FOR ANY DAMAGES EVER EXCEED THE PRICE PAID FOR THE LICENSE TO USE THE SOFTWARE REGARDLESS OF THE FORM OF CLAIM. THE PERSON USING THE SOFTWARE BEARS ALL RISK AS TO THE QUALITY AND PERFORMANCE OF THE SOFTWARE.

Some states do not allow the exclusion of the limit of liability for consequential or incidental damages, so the above limitation may not apply to you.

This agreement shall be governed by the laws of the State of Illinois and shall inure to the benefit of AXISMUNDI and any successors, administrators, heirs and assigns. Any action or proceeding brought by either party against the other arising out of or related to this agreement shall be brought only in a STATE or FEDERAL COURT of competent jurisdiction located in Cook County, Illinois. The parties hereby consent to in personam jurisdiction of said courts.

Dedication

This program in its entirety is dedicated to the memory of Patricia C. Fleming and E. McClung Fleming who first introduced the Author to the beautiful symbols of the Tarot in 1980. I'd like to thank you Mac & Pat, for the inspiration and the teaching. I miss you both.

Registration Form

(version 2.3a)

If you like **CyberTarot™**, you can purchase the full, CD-ROM version from your favorite software retailer. Be sure to ask for **CyberTarot from SunStar**. To order direct, please fill out this form and send it with your registration fee of **\$19.95** plus **\$4.00** shipping and handling to the address below, or call SunStar at **800-660-4480**. *Shareware is not freeware!* When you register, you will receive the FULL DECK version of **CyberTarot™** on CD-ROM. The CD-ROM version has many additional features that are NOT included in this shareware version!

To print this form, select File, Print Topic from the HELP menu above. **THANK YOU!**

Name: _____

Address: _____

City, State, Zip: _____

Telephone: _____

How did you obtain your copy of **CyberTarot?** Where did you hear of this product? Please feel free to add your comments and suggestions about this software.

Mail this form to:

SunStar Interactive, Inc.
277 Chapel Street, Suite 4A
New Haven, CT 06513

Or call SunStar at: **800-660-4480**

How does Tarot work?

Tarot is not magic or superstition, and its power does not come from some occult or mysterious force. Rather, the power of Tarot comes from your own consciousness, from the thoughts and feelings that influence you and are important to you. The images of Tarot are Archetypal images that reflect the universal experience of humanity throughout the ages. In order to understand how Tarot works (that is, why it seems so accurate in describing our situation and predicting the way we will respond to that situation in the future) you must adopt a new understanding of the world and of your own mind. The underlying philosophy of Tarot is that everything in the universe is intimately connected. Because of this intimate connection among all things, an action in one place can have an effect, however subtle, upon everything else in the universe. The unconscious mind is a powerful force that creates our reality and influences everything with which we come into contact. The cards reflect our consciousness because of this interconnectedness of all things and because in each card we can see something of ourselves, regardless of what is happening in our lives.

In ***CyberTarot***, you can use reversed or 'upside down' cards. However, each card in itself contains positive and negative aspects, just as our consciousness contains elements of light, and elements of darkness, and therefore separate interpretations for reversed meanings are not provided. In understanding the Tarot images that are revealed, it is important to remember that no interpretation is fixed and inflexible. The explanations of the cards in ***CyberTarot*** will attempt to guide you toward finding your own understanding of the significance of the cards. What you bring to the images is far more important than what someone else might tell you is there. You must learn to think abstractly, in symbols, to glean the most value from the Images of the Tarot. Look carefully at the images, study the relationships of the cards in a spread, look beyond the explanations given. Try to see more than that which is obvious, ask yourself questions about the images and let your imagination freely wander. There are no right or wrong ways to interpret the images, and what works for you may not work for someone else. The readings are a personal exploration of yourself, and the images are only keys to help you unlock the mysteries of your spirit. The Tarot should be used to help you develop your intuition, and it is only with a well-developed sense of intuition and self-knowledge that the Archetypes depicted in the images will begin to bring light and understanding to your life.

Prepare for a Reading

To begin using **CyberTarot**, select a layout from the options available in the Select Layout box on the Setup Window.

For information on the Card Layout you've chosen, click the Layout Details button. This will provide specific information on the Card Layouts available. **CyberTarot** offers six different layouts or spreads that you can use for a reading.

The "Use Reversed Cards" checkbox is enabled by default. You may disable the use of reversed cards by clicking the checkbox.

Once your setup options are complete, click the Shuffle Deck button. The cards will be spread out on the screen and a miniature layout will appear, along with a "pit" into which you will drag-and-drop the cards. Shuffle the cards by pressing the CTRL key and clicking the Shuffle button at the same time.

Select Layout

The Select Layout box on the Setup Window provides options for the type of Card Layout you wish to use for a Tarot session. The options available include:

Celtic Cross

Chakra

Horoscope

Setup Window

The Setup Window is the first screen that appears when you begin using **CyberTarot**. This screen allows you to select and get information about the Card Layout you wish to use for the current reading and whether to enable or disable reversed cards. You can also View Individual Cards by clicking the View Cards button, or get Help on using **CyberTarot** by clicking Help or pressing the F1 key. When you are finished choosing options, click Shuffle Deck to spread the cards.

Card Layout

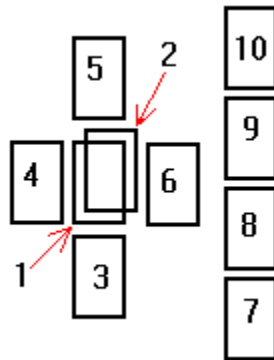
Card Layouts determine the order and number of cards displayed in a particular reading. The available Layouts are:

[Celtic Cross](#)

[Chakra](#)

[Horoscope](#)

Celtic Cross Card Layout



The Celtic Cross spread is probably the most well-known and popular layout for reading the Tarot. For this reason, it is the default layout of **CyberTarot**. The Celtic Cross is one of the easiest spreads to work with, yet it is also one of the most powerful and effective. This spread should be used most often when you are just beginning to work with the Tarot. Try some of the other layouts when you are comfortable with this one and feel ready to move into other areas of exploration. However, don't feel that this spread is only for beginners. The Celtic Cross remains the most popular spread because of its power to reveal the depths of the unconscious to the alert reader. The arrangement consists of cards laid out in the shape of a cross with a vertical line of additional cards just to its right.

To get information about a card position in the Spread, click the card in the layout scheme above.

The Significator

The first card to be revealed is in the center of the spread and is known as the *significator*. This card represents you, the seeker, in your current state of mind. It also signifies the issues which are of concern to you in the present time, and the inner influences which affect you.

The Crossing Card

The second card to be revealed is considered the *crossing card* and represents that which crosses, opposes, or influences you. This influence can be either positive or negative and must be understood not as a singular force but as part of the overall trend displayed in the reading as a whole.

The Foundation

The third card appears at the bottom of the cross and represents the *foundation* or basis for the current question or issue being presented to the Tarot. This card signifies the root issue that has brought you to the cards. Often this card reveals issues which lie beneath the surface of your consciousness and which may not be immediately evident or may in fact be quite surprising. It may also represent past issues which are still weighing upon your mind.

The Recent Past

The fourth card in the spread represents past events, issues, and concerns. This card denotes a situation which is passing or has already passed out of your life. It may be something that was once significant to you and has since lost its urgency, or something you are clinging to and need to let go of in order to move forward into the future.

The Crown

The fifth card represents issues which are important in the present or which may come to pass in the future. This card does not predict a fixed and certain future event but rather indicates a possibility which you may or may not encounter, depending on how you react to the present situation. The crown position is a bridge between the present and the future and may manifest a significant issue which is in the process of being resolved or which may have implications in the immediate future.

The Future

The sixth card more clearly represents that which lies before you. It may denote the general resolution of issues involved in the crowning card (number 5) or events which are about to manifest in your life. The card should not be read literally as an absolute pre-determined event as much as a description of psychological and personal trends that will be of significance to you in the times ahead.

Emotions, Feelings

This card signifies your current emotional and psychological state. It is closely related to the significator. Understanding this card together with the first card can provide great insight into your current emotional situation, including your fears, attitudes, and expectations. This card reflects most strongly your inner state at the time of the reading.

External Influences

The eighth card signifies the influence of others in your life. It may reflect their opinions and perspectives about you, or it may reflect what you believe others think of you. This card also represents the way others view you in your current situation and generally signifies trends in your relationships with others.


Hopes, Ideals, Desires

The ninth card in the layout denotes your hopes and desires for the outcome of the issue at hand. This signifies your inner state and the image you have in mind for the fulfillment of the situation you have come to the Tarot to resolve or understand. The card may provide insight into the way your ideals and preconceived notions affect your understanding of the issue.

The Outcome

The tenth card represents the final outcome or resolution of the issue being brought to the Tarot for understanding. Again, it should not be taken literally as a predetermined and fixed future. Rather, it should be considered in context of the entire reading. Frequently the culminating card brings clarity to understanding other cards in the spread that may have been uncertain in meaning. This card should tie the entire reading together and provide the overall theme for the reading.

Chakra Card Layout



The Chakra card layout has its origins in Yoga philosophy. In the Chakra system the human body contains seven cardinal points, or Chakras, which are arranged along the spine and contain our motivating energies and internal influences. Balancing the energy of the Chakras creates psychic, spiritual, and physical equilibrium in our lives. To read a Tarot spread in light of the Chakra system can give us insight into our own physical, mental, and spiritual condition at the time and may provide clues to areas in our lives where we need additional energy to create balance and wholeness. The Chakra Spread is most beneficial as a tool for understanding oneself, and as a means for gaining self-knowledge. Although future concerns may be revealed by the cards, you should read the spread as a key to your own psyche rather than as an indicator of a fixed and fated future.

To get information about a card position in the Spread, click the card in the layout scheme above.

The Root (Muladhara)

The root Chakra is the energy center whose primary influence is the material, physical level of our being. This 'circle of energy' is most related to the primary issues of our bodies and the lower energies that pertain to fundamental concerns such as basic physical survival. Of all the Chakras, the root contains the lowest level of energy. The location of this center is at the base of the spine, just between the genitals and the anus.

The Sexual Center (Svadisthana)

The second Chakra is located at the genital level and represents our sexual energy center. If our energies are blocked or concentrated here, our psychological focus is primarily on the sexual, and we interpret or misinterpret everything in terms of the sexual. This is not only the reproductive center, but also the center of lust, craving, and desire.

The Power Center (Manipura)

The third Chakra is the center of emotions and the desire for power. The energy at this level is primarily concerned with domination and control, although it is also an area of concentration of emotion and 'gut feelings.' Individuals with a primary convergence of energy at the third level are concerned with accomplishment, achievement, and ambition as well as emotion and feeling in general.

The Heart (Anahata)

The first three levels bear the energy of our physical, material manifestation. The level of the Heart is the first level where truly spiritual energy is manifested. The fourth Chakra is the center of Love, not in the sense of sexual love but in the sense of the Universal Love of the Divine. This is the center of openness to others, the center of good will and self-giving. It is also the center of the beginning of spiritual awareness.

The Throat Chakra (Vishuddha)

The fifth Chakra represents the gate of transformation from consciousness of the divided, physical realms of separate objects to the realm of the undivided unity of the Divine. This center is one of transition and represents the search for Truth and the yearning for union with the Truth. This Chakra may represent the urge toward self-expression and is also a center of creative energy in that it is the doorway to the unmanifest world of the spirit.

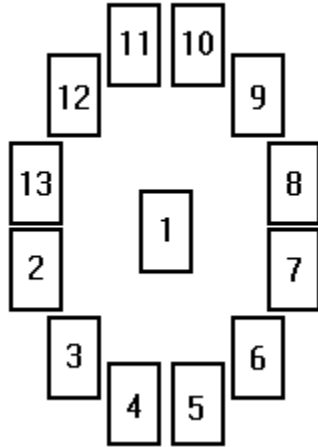
The Third Eye (Savikalpa Samadhi)

The sixth Chakra is the realm of spiritual realization, intuition, psychic abilities, and awareness of the Divine. It is not yet the complete union with the all-encompassing energy of the Universe, but is a highly evolved spiritual level where the individual is aware of him or herself as a separate entity who perceives the glory of the One. Thus, the 'Third Eye,' centered between the brows, which is able to perceive that which was previously unseen.

Ultimate Liberation (Nirvikalpa Samadhi)

The seventh Chakra appears at the crown of the head and represents the ultimate spiritual attainment. An individual who awakens this Chakra center loses his or her own individuality in the sea of Divinity in which everything "lives and moves and has its being." The energy at this level is of the incomprehensible light of God which overwhelms and envelops the individual in the highest state of spiritual awareness.

Horoscope Card Layout



The Horoscope Spread is based on the concepts of Astrology. The cards are spread in the shape of a circle, with a *significator* in the center to represent you, very much like the significator in the Celtic Cross layout. This spread will be most helpful if you have an understanding of the concepts of Astrology, as the correlations revealed by the cards will be more clear if you are familiar with Astrological signs and the concept of Astrological charts.

The Horoscope layout is particularly valuable in providing insight into your inner workings, your state of being at the time of consultation. This layout offers great insight into personality and psychological issues and should be read as a guide to self-knowledge rather than a divination of the future, although as in all the spreads, future issues and trends may be revealed by the cards.

To get information about a card position in the Spread, click the card in the layout scheme above.

Aries (first house)

The first house corresponds to the sign of Aries, the first sign of the Zodiac. This house represents your Self, your personality, ego, and temperament, and as such is a strong complement to the Significator. The first house can often signify your outward appearance, as well as your mannerisms and behaviors. Your interests, attitudes, and desires are also contained under the influence of the first house. The first house represents beginnings, change, and newness.

Taurus (second house)

The second house represents possessions and financial matters. It too is a reflection of your personality, but more in the sense of the external elements that define who you are and the material things which are important to you. This house represents your attitudes toward money and possessions as well as the items themselves, and can thus disclose a great deal about your perceptions and feelings about the material world. The second house can be an indicator as well of the ways which money and material things may be attracted to or repelled from you.

Gemini (third house)

The third house influences your relationships, particularly with siblings and neighbors. It also governs communications and travel. In this sense, the third house is primarily concerned with your interactions with others. Self-expression is influenced strongly by the third house as is your ability to influence others through written and oral communications. The third house also influences study and learning, intellectual ability, memory, clarity of thought and creativity.

Cancer (fourth house)

The fourth house influences your home life, and your relationships to your mother and father. It also concerns your ancestry, and your own aging and later life. This house is very personal in that it relates to everything you consider 'home' including your spiritual life and emotions. The primary energy of the fourth house is that of personal domain and everything it means to you.

Leo (fifth house)

This house is the center of the heart. It influences love and sexuality, as well as your creative urges and instincts in a more general manner. Children are also under the rule of this house, as are the playthings and imaginative ventures of their young lives. As such, this house also influences the gaming tendencies of adult life such as the desire for adventures, gambling, and entertainments of various sorts. This is a house filled with feeling and emotion, creativity and excitement.

Virgo (sixth house)

The sixth house influences two primary areas of your life: your health and your relationships with others, particularly those to whom you can be of service or those subordinate to you in the workplace. This house reflects your desires and attitudes toward serving others and the giving of yourself to the benefit of the world. It also governs your relationships with co-workers and employers. Your physical health is also influenced by this house as are your habits of diet and hygiene.

Libra (seventh house)

The seventh house is the house of close relationships and partnerships. Marriage is also under the influence of this house, as are other kinds of agreements and contracts you enter into. Partnerships can include business partnerships or other close relationships where joint effort or energy might be invested in a common goal. The aspect of close partnerships also includes the negative elements of such relationships and may indicate the influence of rivals or adversaries in your business or creative life.

Scorpio (eighth house)

The eighth house represents the house of death, inheritance, and the afterlife. It also signifies rebirth and regeneration in a manner similar to the Death card of the Major Arcana: death represents endings, but also holds the seeds of new beginnings. This house also has a very strong influence on spirituality and mysticism, and those influenced by the eighth house often possess strong psychic or spiritual abilities. In addition, this house governs legacies and those things left behind by the dead, as well as taxes and debts.

Sagittarius (ninth house)

The ninth house influences philosophy, higher thoughts, and distant travels both of the mind and the body. It can be considered an expansion of the third house of study and communication but exists at a more subtle, elevated plane of thought. This house also includes the influence of intuition, education, and religion and spirituality. Travel can include foreign travel or any journeys which would broaden the mind by the experience of new and unknown things.

Capricorn (tenth house)

The tenth house is the house of profession and career, as well as public life and image in a more broad sense. It is the opposite of the fourth house of 'home' in that it relates to those aspects of your personality which are publicly known rather than hidden or personal as in your home life. This house includes the opinion others have of you, as well as your material success and your ways of dealing with social responsibilities. The tenth house primarily reflects those elements of your personality which are social rather than private, material rather than spiritual.

Aquarius (eleventh house)

The eleventh house influences friendships and social activities, hopes and ideals. The social influence of this house pertains more to those associations to which we attach ourselves for pleasure and camaraderie rather than social duty or obligation. Also under the influence of the tenth house are our hopes and ideals; often these are reflected in the organizations with which we choose to affiliate ourselves. The friends that come under the influence of the tenth house are those to whom we feel most strongly attracted because they reflect our ideals and interests and therefore strengthen our attachment to them.

Pisces (twelfth house)

The twelfth house is the final house of the Horoscope and therefore represents the limitations, sorrows, and difficulties in our lives. This house has been associated with one's karma in that it concerns the rewards and punishments for the deeds we have done. It is also associated with things which limit us and governs prisons, hospitals, and anything which serves to bind and restrain us. It also reflects tendencies toward self-undoing, escapism, and self-defeating attitudes which limit us from within. Often this house reveals areas in our lives which can be overcome if faced courageously, and therefore has the positive consequence of potentially being the house of ultimate self-revelation and the discovery of the truth about ourselves.

Shuffling the Tarot Cards

To shuffle the cards, click Shuffle Deck from the Setup Screen. On the Shuffle and Select Cards screen, hold the CTRL key and click the SHUFFLE button with the mouse pointer. The cards will continue to be shuffled as long as you hold down both the CTRL key and the mouse button.

While shuffling, think about the question or problem you wish the cards to help you understand more clearly. As you think about your question and shuffle the cards, your psychic energies will influence the cards to provide you with a reflection of your own instincts on the subject at hand.

When you feel that your question has been answered, stop shuffling by letting go of the CTRL key and mouse button. A "pit" appears into which you can then drag-and-drop your selections. Each card you choose will be placed into the Layout in the correct order. As you drop the cards into the "pit," a flame will appear signifying the transformation of the Tarot images into a reflection of your consciousness. Once all your cards have been selected, the Layout will appear in full size on the screen and you can begin your reading.

Viewing Individual Cards

The View Card screen allows you to view cards individually on a larger scale than is possible in the context of a layout. To view a particular card, click the arrow on the list box that appears above the OPTIONS box on the right side of the screen. The list will drop down and you will see the names of the cards. Use the scroll bar, the down-arrow key, or the page-down key to go through the names.

Once you select the card you want to view, it will automatically be displayed in the frame. If you want to get information about the meaning of the card, click the Information button. To reverse the image, click the Reverse button. The image will be flipped over.

You can edit interpretations for individual cards by typing the text you wish to use in the Interpretation box and then clicking the Save button. Any existing information will be overwritten by the text you save.

If you initially entered the View Individual Cards screen from the Setup window, you can return to Setup by clicking the Return to Setup button. If you were in the middle of a reading and wish to return to the reading click Return to Layout, or double-click on the card image itself. You can only return to the screen which you were working on before you chose to view an individual card, the other "Return" option will be disabled.

Why CyberTarot?

Tarot has been used and misused for centuries as both a means of divination and a tool for self-understanding. The images of Tarot have often caused fear and superstition and to this day remain highly misunderstood. The purpose of **CyberTarot** is to make the Archetypal symbolism of the Tarot available to a wider audience, to utilize the images of Tarot in a new, thoroughly modern medium. In attempting to reiterate the Archetypes that shape our lives in the new idioms of the Modern Age, we hope to make the Tarot useful to a large number of people who might not otherwise choose to work with these symbols. Tarot is not a cunning hoax but rather a collection of Universal Images that, when read with understanding and intuition, provide discernment into the human condition and connect us intimately with the history and struggles of humanity throughout the ages. Tarot is more a psychological tool than a mysterious fortune telling game.

The power of Tarot lies not in the specific medium used to portray the images but in the images themselves, and in our interaction with them. Cards have been used by convention for centuries but the advent of the personal computer as a tremendous cultural force provides an opportunity to interact with the images of Tarot in ways previously undreamed of. The fact that the computer is one of the most powerful communications tools in the late twentieth century can hardly be disputed. And though many feel threatened by the computer (as in the past many feared the advent of the printing press), it is but a *medium* of communication as is a book, or a pack of cards. One interacts with this medium in a similar manner; we put our time and energy into understanding what we perceive and only take into ourselves that which we are able to give.

In **CyberTarot** you will see a mirror into your own consciousness. Your interaction with the images on the screen will provide a means for obtaining insight into your own humanity. Tarot is psychological tool that helps us understand ourselves, our motives and our inclinations. The images offer us the possibility of greater self-knowledge and with this knowledge we come to an understanding of the questions we bring to the Tarot. The answers you receive should be taken in this context and never interpreted as a predestined or fixed outcome to a question. Rather, the readings are a source of expression for your unconscious impulses and tendencies. Do not come to a reading expecting the cards to make decisions for you; the Tarot can be used as a guide to understanding *yourself* but should never be looked to for sole direction on the decisions you must make. Your freedom as an individual is a key element in understanding the Tarot, and in freedom you will learn to know yourself and use the Tarot to enrich and further your personal, spiritual growth.

How to Work with a Spread

After shuffling and selecting cards, you will see the Layout on a full screen with a Control Panel just to its right. The specific Card Layout or Spread screens allow you to work with a Tarot spread in different ways using the Control Panel and the right and left mouse buttons.

To begin the reading, either click on the Reveal All button to display all the cards simultaneously or the Reveal One button to reveal one card at a time. The cards will be displayed in the Spread. To get information about the currently revealed card, either click the Interpretation button or position the mouse pointer over the card you are interested in and click the RIGHT mouse button. When all cards have been revealed, the Interpretation button displays the interpretation for the entire reading. Information is also available about the Spread you are working with by clicking the Layout Info button, and you can get a larger view of the current card by clicking the View Card button (only available if you are revealing one card at a time).

When all the cards in the Spread have been "turned over," the Reveal and the View Card buttons become disabled. To view a particular card on the View Card screen you can double-click that card with the LEFT mouse button. To simply get information about a particular card, click the card with the RIGHT mouse button.

Bibliography

The following is a short list of important books that will help you not only in your understanding of the Tarot, but in understanding mythology, symbolism, and the workings of intuition and the psyche.

Arya, Usharbudh. Philosophy of Hatha Yoga. Honesdale, PA: The Himalayan Institute of Yoga Science and Philosophy of the U.S.A., 1985.

Campbell, Joseph. The Hero with a Thousand Faces. Princeton, NJ: Princeton University Press, 1968.

Campbell, Joseph. The Mythic Image. Princeton, NJ: Princeton University Press, 1974.

Campbell, Joseph. Myths to Live By. New York: Bantam Books, 1973.

Eliade, Mircea. The Sacred and the Profane. New York: Harcourt Brace Jovanovich, Inc., 1987.

Guiley, Rosemary Ellen. The Mystical Tarot. New York: Penguin Books, 1991.

Gray, Eden. Mastering the Tarot: Basic Lessons in an Ancient, Mystic Art. New York: Penguin Books, 1988.

Gray, Eden. The Tarot Revealed. New York: Penguin Books, 1988.

Jung, Carl G. Memories, Dreams, Reflections. Recorded and Edited by Aniela Jaffe. New York: Vintage Books, 1965.

Kaplan, Stuart R. The Encyclopedia of Tarot. New York: U.S. Games Systems, Inc., 1978.

Sharman-Burke, Juliet and Liz Greene. The Mythic Tarot: A New Approach to the Tarot Cards. New York: Fireside, 1986.

Talbot, Michael. The Holographic Universe. New York: HarperCollins Publishers, Inc., 1992.

Woolfolk, Joanna Martine. The Only Astrology Book You'll Ever Need. Chelsea, MI: Scarborough House, 1990.

Technical Support Information

To contact SunStar, send your questions or comments to:

SunStar Interactive, Inc.
277 Chapel Street, Suite 4A
New Haven, CT 06513
800-660-4480

Technical Information

The following are answers to common technical questions about **CyberTarot**:

Video Requirements:

CyberTarot was designed and optimized to work in 640x480 resolution and a minimum of 256 colors. Higher resolutions will produce a better quality display, but will shrink the size of the display on your screen. If your display does not support a minimum of 256 colors the Tarot images will not be of satisfactory quality. In addition, a Windows optimized graphics display or accelerator card is highly recommended. If the images paint very slowly or in "pieces" on the screen it may be an indication that your video card and/or drivers may not support optimal graphics performance in the Windows environment.

"File Not Found" - Error Message:

CyberTarot consists of an executable file (TAROT.EXE), a help file (TAROHELP.HLP), various image files (extensions .TRO or .TR_), and interpretation files (extension .DAT). If any of the image files are missing you will encounter a message to reinstall the program because a file is missing. If you encounter a message stating that the "Help topic does not exist" it means that the file TAROHELP.HLP is not installed or is in an incorrect directory. Reinstall the program onto your hard drive. All files should be installed into the same directory except the two files listed below.

"Could not find file VBRUN300.DLL or THREEED.VBX" - Error Messages

CyberTarot requires the dynamic-link library VBRUN300.DLL to be installed in the \WINDOWS\SYSTEM directory. The custom-control file THREEED.VBX should be installed in this directory as well. If either of these files are missing, the program cannot be executed.

Saving a Tarot spread to disk

CyberTarot allows you to save your readings on disk to return to them at another time. The files are saved with the extension .TRX and can be saved to any directory, including floppy disks. The .TRX file is simply a text file containing information about the spread and the cards displayed, along with your personal comments about the reading. If a .TRX file is corrupted and you attempt to open a spread with such a file, you will receive an error message that "the file you have selected either does not exist or is of an incorrect format."

CYBERTRO.INF Information File

The program automatically creates a settings file in its working directory called CYBERTRO.INF. This file contains information about the window size and position of **CyberTarot** upon your exit from the program so your screen size will be restored next time you run the program. If this file is deleted or is not in the working directory, the program will run maximized by default, and the .INF file will be recreated.

CPU and Memory Requirements:

It will be possible to run **CyberTarot** with a minimum 386 or compatible CPU. However, performance will be significantly improved by using a computer with a 486 chip, and we highly

recommend a 486 or later chip for satisfactory performance. Your system should have at least 2MB RAM.

Windows version requirement:

CyberTarot must be run in Windows version 3.1 or later.

Known Problems with Video Display Drivers

At the time of this release, there were problems running **CyberTarot** with some video display drivers from Headland Technologies and Diamond Computer Systems. Contact these manufacturers for information about possible upgrades/fixes to their display drivers if you are having difficulties running **CyberTarot**. With the Headland Technologies and Diamond Computer Systems drivers, a General Protection Fault may occur when attempting to shuffle the cards during a Tarot reading.

Users of the Headland Technologies driver (HT256.DRV) can correct this problem by using a 256 color Video 7 display driver. These are usually included on the installation disks for Microsoft Windows 3.1. Run Windows Setup from the MAIN group in Program Manager, then select Options, Change System Settings. Select an option from the Display list then restart Windows. You may need to install the drivers from the Windows installation disks if they are not already installed. If so, scroll to the bottom of the display list and select Other Display.

Users of Diamond Computer Systems Viper or Stealth cards have two options if they have trouble. First, using Windows Setup as above, select a display of 65000 or more colors. The General Protection Fault usually only occurs when running at 256 colors. *This may not work on your system if your graphics card does not have enough memory.* The second option is to use one of Microsoft's generic 256 color Super VGA display drivers. These are available directly from Microsoft. You can also download these drivers from CompuServe (search the Microsoft Software Library (GO MSL) for SVGA.EXE). Some systems will already have the standard 256 color SVGA drivers installed.

Manually Creating a New Reading

You can manually setup a new reading using the Create New Tarot Reading screen. This screen allows you to select a spread and the cards you want to display in that spread. This may be useful if you do a reading using actual cards and you want to save the information in your computer or you want to use the interpretations from **CyberTarot**.

To create your own reading, click on the Create Reading button on the Setup Screen to display the Create New Tarot Reading screen.

To setup the reading, click an option button to select a spread type to use. Then, click on the card names you want to use from the list labeled "Select cards from this list." As you select the cards you want to use, they will appear in the list labeled "Cards to be displayed." You will only be able to select the appropriate number of cards for the type of spread you have chosen. Once you have selected all the cards for the reading, you can modify the list of cards to be used by clicking on a card name to remove it from the "to be used" list. Then you can click on the "select cards" list to replace the card you removed. If you want a particular card to be reversed, click the check box to the left of that card's name in the "Cards to be displayed" box.

When you save or open the spread, the cards will be displayed in the order they are listed in the box labeled "Cards to be displayed." For example, if you use the Celtic Cross spread, the first card in the list will be the Significator, the second card will be the Crossing Card, the third card will be the Foundation, and so on.

Interpretations in *CyberTarot*

If you click the On Top button on the Interpretation box, the interpretation will stay on the screen as a "topmost" window. When viewing an individual card on the full view screen, if you click once on the card image, the View Card window will receive the program "focus." Then you can use key combinations to either reverse the card or change the interpretation. To reverse the card while the interpretation is on top, press ALT-R when the View Card window has the focus. To read the interpretation for the currently shown card, press ALT-I. To return to a layout either double click the card image or press ALT-L. You can double-click any card on a layout screen to switch to the full card view screen for that card. This way you can keep the interpretation on top while switching screens between the full card view and the layout view.

You can print complete interpretation reports or interpretations of individual cards from the Interpretation screen. When you read interpretations of an individual card or a complete spread, simply click the Print button from the Card Information screen. All text in the interpretation display box will be printed. You can edit this text as you wish. When you click the Print button, a Personalize Reading text box will be displayed that allows you to customize the printout by adding text to be used as a header for the report. The header information is automatically saved, but you can edit it each time you print. If you leave this box empty, no header will be printed.

All text and information contained in this program is copyrighted and may not be reproduced for any purpose other than personal use.

Additional Features in the Registered CD-ROM Version

If you register your copy of **CyberTarot™**, you will receive the CD-ROM version of the software. The additional features included in the full, CD-ROM version include:

- 1) A printed user's guide with setup information and instructions on how to use the software.
- 2) The ability to *CREATE your own spreads* and use them as often as you like.
- 3) A printing feature which will print the *CARD IMAGES* from your spreads as well as the text interpretations.
- 4) Three additional pre-defined spreads including the Sacred Mandala spread, the Tree of Life spread, and the Mystical Three spread.
- 5) A short history of the Tarot included in the online documentation.
- 6) The registered version is *device-independent*. This means that if you use a larger monitor or high resolution, the images will automatically *resize* to fill the available screen space. This results in larger, clearer images on larger screens.
- 7) The CD-ROM version is a fully multimedia software program with sound, music, and voice effects.
- 8) The full version includes the full 78 card Tarot deck (this Shareware version only includes the 22 cards known as the Minor Arcana).
- 9) Three deck options allow you to work with either the whole 78 card deck, just the Minor Arcana cards, or just the Minor Arcana and Court cards.

Plus many additional features! To register, contact:

SunStar Interactive, Inc.
277 Chapel Street, Suite 4A
New Haven, CT 06513
800-660-4480

